

Fan Coil Unit

Floor Exposed

FCU40

Model Number Configuration

FCU40-ML-2 : 2 Row Floor Exposed
 FCU40-ML-3 : 3 Row Floor Exposed

PERFORMANCE DATA

RETURN AIR

Model	Row	Air Flow			Rated Cooling Capacity	Rated heating Capacity	Water Flow	Water Resistance	Noise	Input Power	Weight
		L/S									
		H	M	L							
FCU40-2	2	189	144	110	3.55	5.32	0.17	17	39	62	24.8
FCU40-3	3	189	144	110	3.95	6.8	0.19	18	39	62	26

Notes for Return Air:

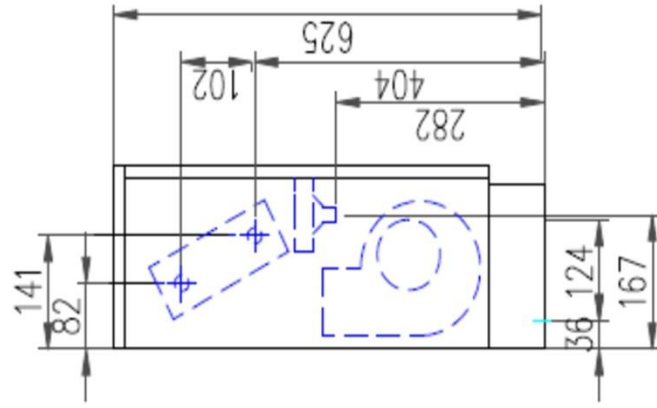
1. Cooling: Air on temp. DB/WB 27°C/19.5°C, Water in/out temp.7°C/12°C.
2. Heating: Air on temp. 21°C DB . Water in temp. 60°C.

SPECIFICATION

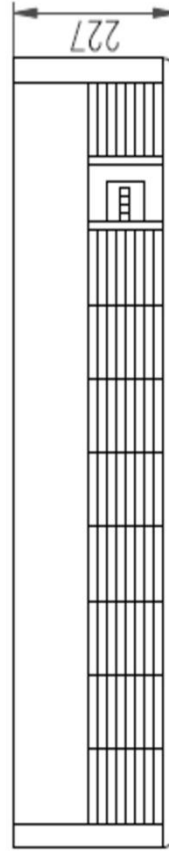
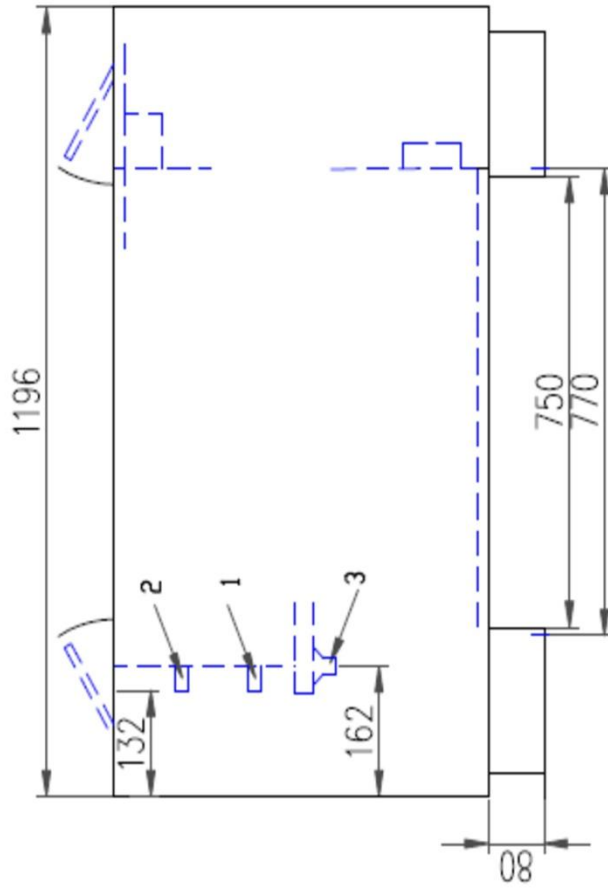
- **Forward curved centrifugal fan**
- **Single phase motor & direct drive**
- **Coils: Copper tube & Aluminum fins**
- **Galvanised sheet casing**
- **A3 steel sheet painting drip-tray**
- **Capacitance type motor**

Floor Exposed

FCU40



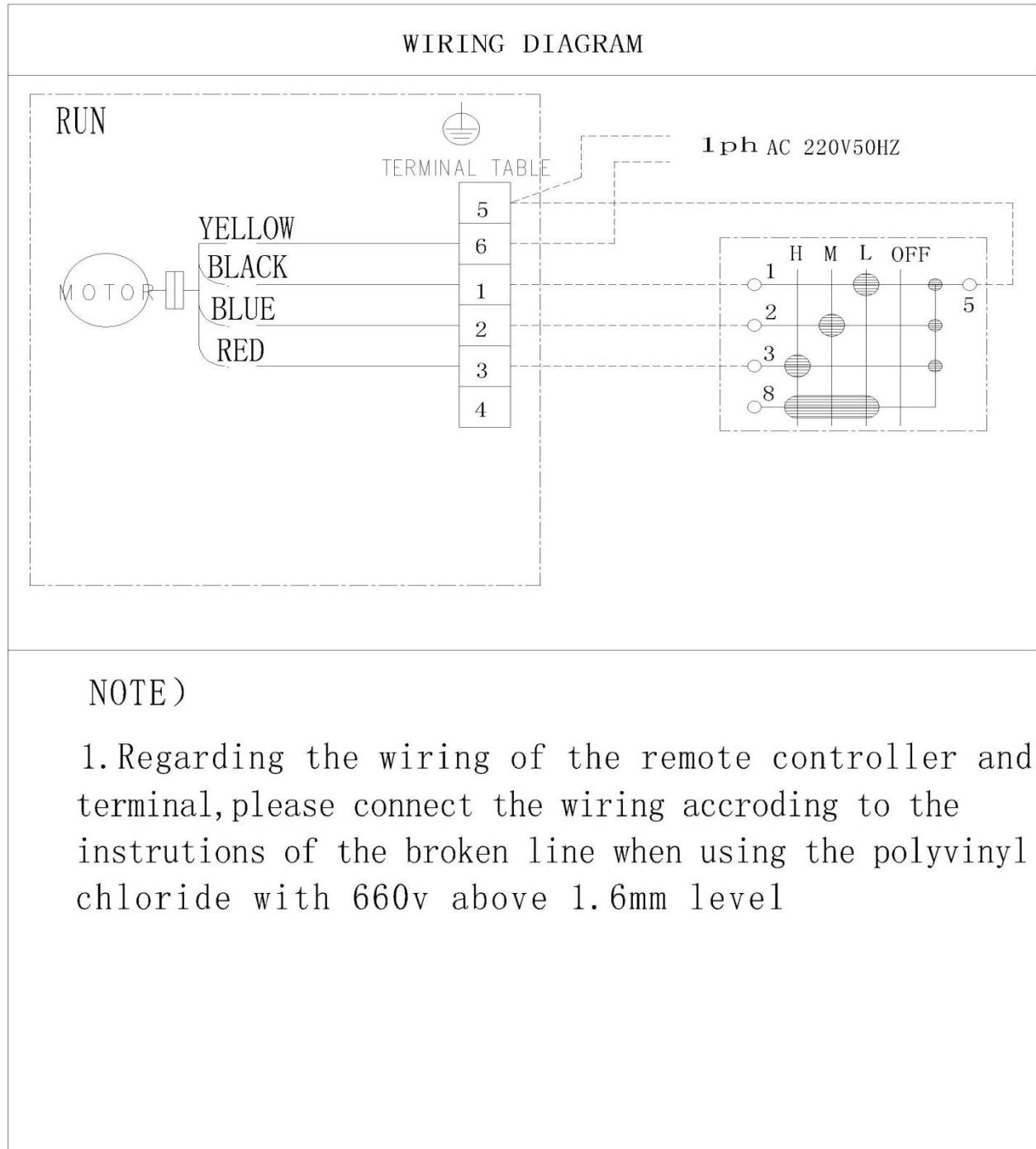
- 1. Water Inlet 3/4 FPT
- 2. Water Outlet 3/4 FPT
- 3. Condensation 3/4 MPT



DATE: 28/09/16/12	DUNNAIR
APPROVED BY: [Signature]	TITLE: Water-Cooled Fan Coil Unit
MODEL: FCU4.0ML	FCU TYPE
DRAWING NO.:	ISSUE:
SCALE:	SHEET 1 OF 1
	SHEET SIZE: A4

FAN COIL UNIT

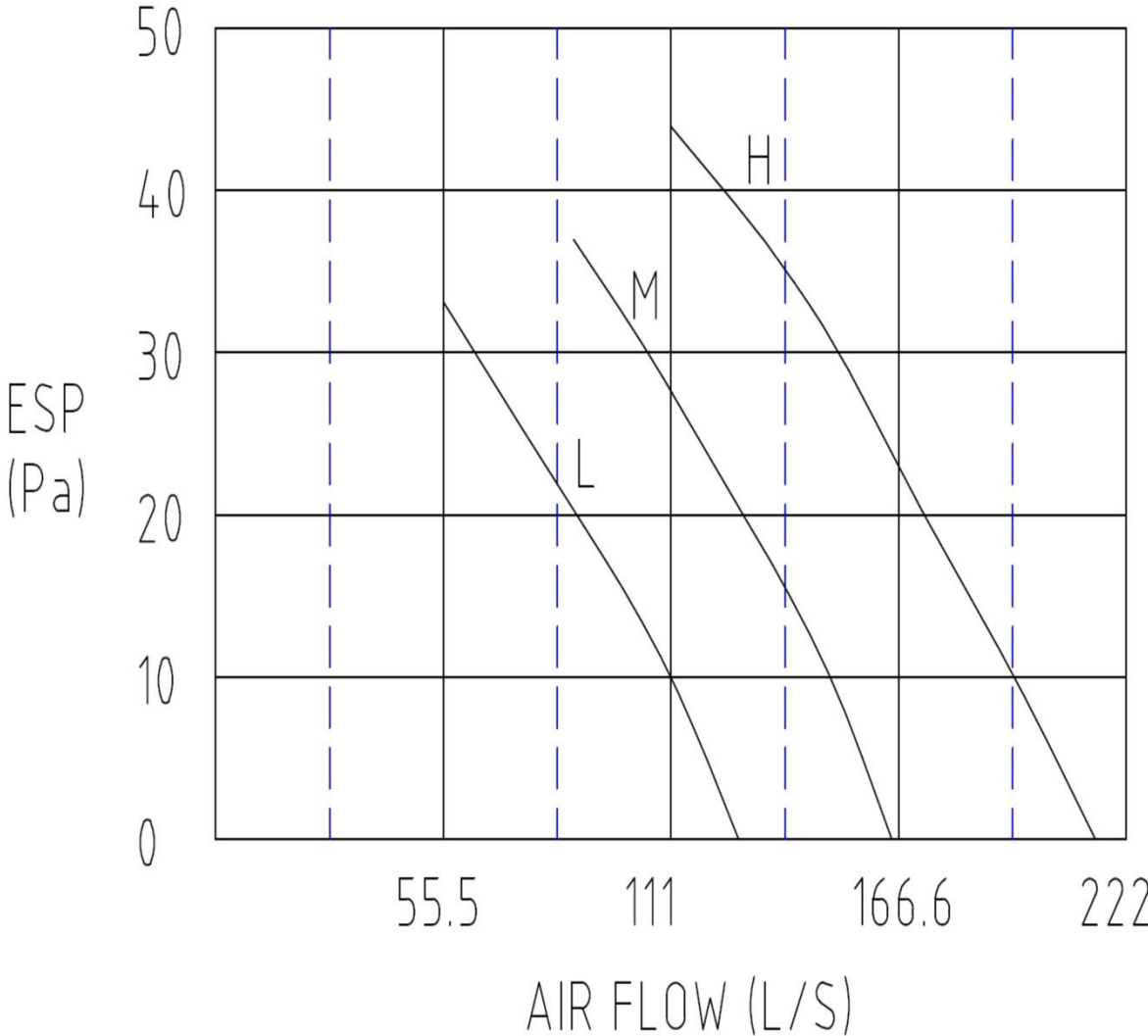
Floor Exposed FCU40



FAN COIL UNIT

*Floor Exposed
FCU40*

FAN CURVE



FAN COIL UNIT

Floor Exposed FCU40

NOISE CURVE

