

# Fan Coil Unit

## *Floor Exposed*

### **FCU30**

#### Model Number Configuration

FCU30-ML-2 : 2 Row Floor Exposed  
 FCU30-ML-3 : 3 Row Floor Exposed

#### PERFORMANCE DATA

#### RETURN AIR

Model	Row	Air Flow			Rated Cooling Capacity	Rated heating Capacity	Water Flow	Water Resistance	Noise	Input Power	Weight
		L/S									
		H	M	L							
FCU30-2	2	142	103	74	2.65	3.98	0.13	8	36	46	22.9
FCU30-3	3	142	103	74	2.95	4.8	0.14	9	36	46	24

#### *Notes for Return Air:*

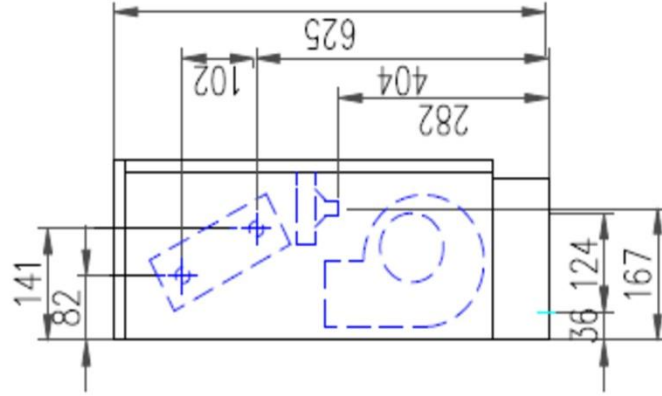
1. Cooling: Air on temp. DB/WB 27°C/19.5°C, Water in/out temp.7°C/12°C.
2. Heating: Air on temp. 21°C DB . Water in temp. 60°C.

#### SPECIFICATION

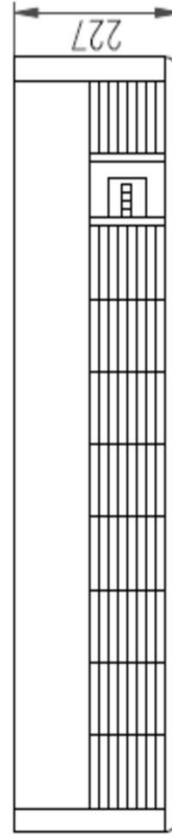
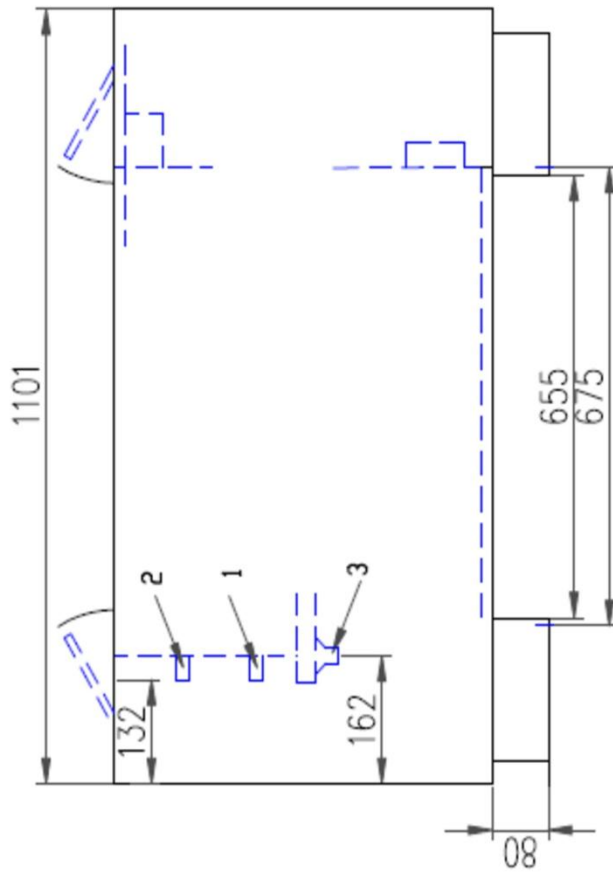
- **Forward curved centrifugal fan**
- **Single phase motor & direct drive**
- **Coils: Copper tube & Aluminum fins**
- **Galvanised sheet casing**
- **A3 steel sheet painting drip-tray**
- **Capacitance type motor**

# Floor Exposed

# FCU30



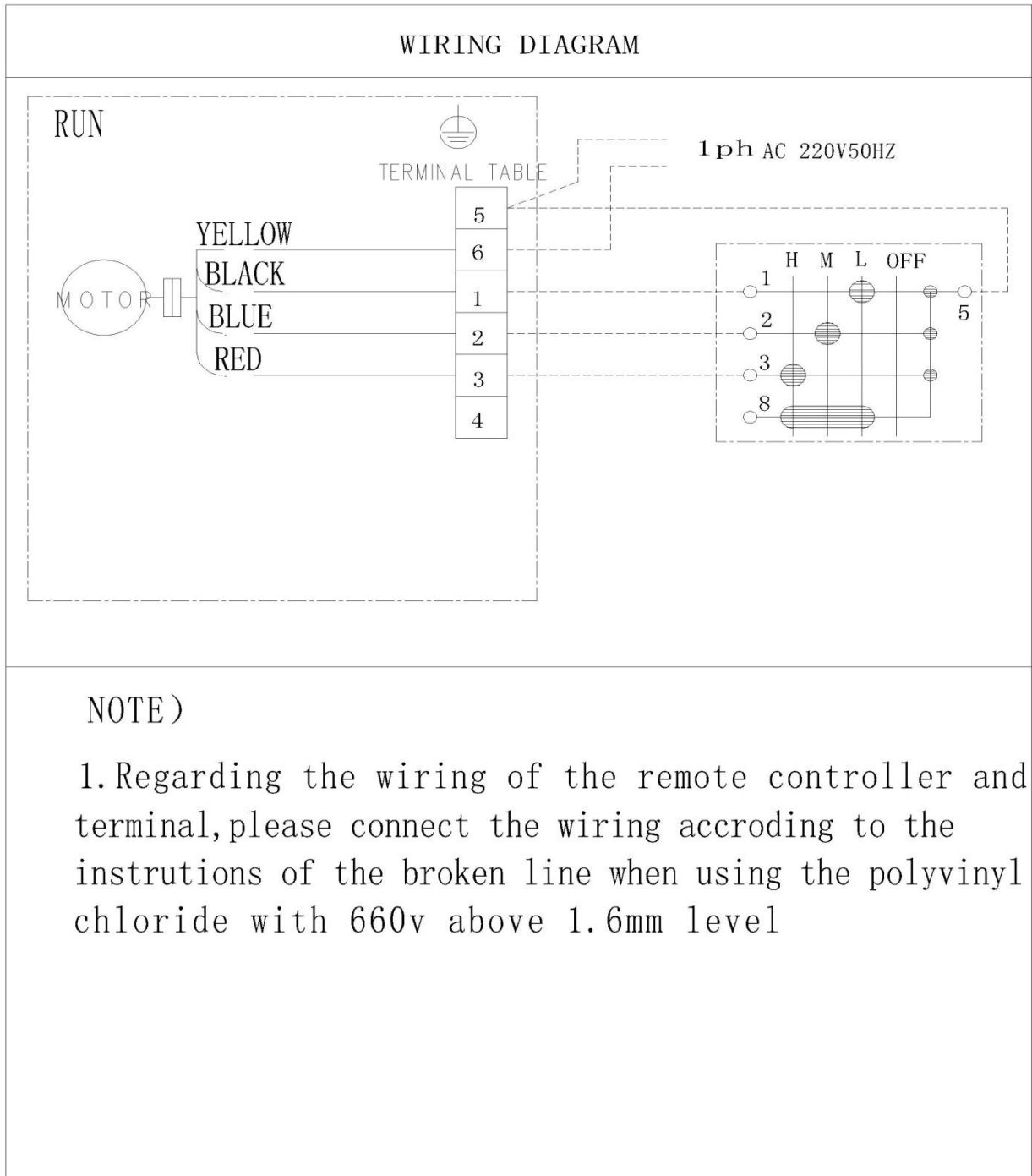
- 1. Water Inlet 3/4 FPT
- 2. Water Outlet 3/4 FPT
- 3. Condensation 3/4 MPT



DRAWN BY:	DATE:	DUNNAIR	
APPROVED Q.A.:	2009/10/12	TITLE: Water Cooled Fan Coil Unit	
APPROVED ENG.:		FCU TYPE	
MODEL:	FCU30ML	DRAWING NO.1	ISSUE
		SCALE	SHEET 1 OF 1
			SHEET SIZE: A4

# FAN COIL UNIT

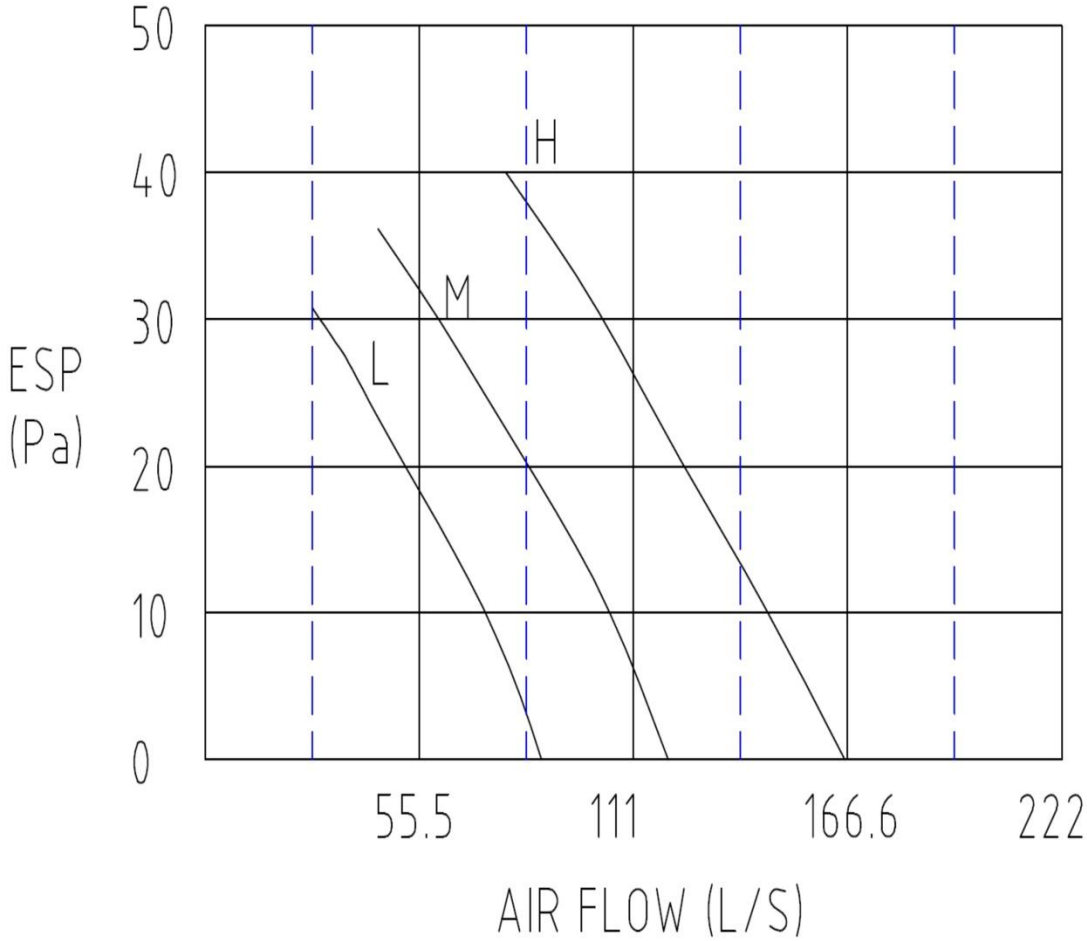
## *Floor Exposed FCU30*



# FAN COIL UNIT

*Floor Exposed  
FCU30*

### FAN CURVE



# FAN COIL UNIT

## *Floor Exposed FCU30*

### NOISE CURVE

