

Fan Coil Unit

Floor Exposed

FCU140

Model Number Configuration

FCU140-ML-2 : 2 Row Floor Exposed
 FCU140-ML-3 : 3 Row Floor Exposed

PERFORMANCE DATA

RETURN AIR

Model	Row	Air Flow			Rated Cooling Capacity	Rated heating Capacity	Water Flow	Water Resistance	Noise	Input Power	Weight
		L/S									
		H	M	L							
FCU140-2	2	661	494	414	11.98	17.96	0.57	48	50	228	59
FCU140-3	3	661	494	414	12.6	20.0	0.61	48	50	228	60

Notes for Return Air:

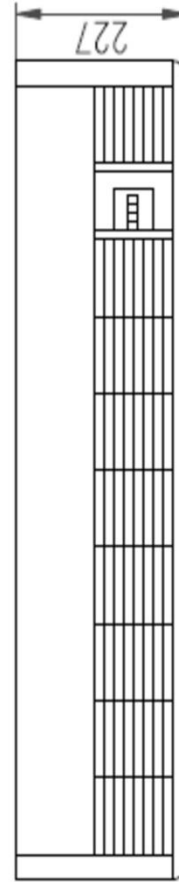
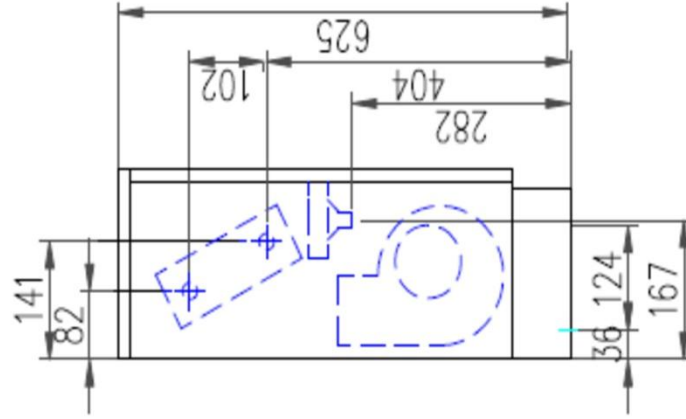
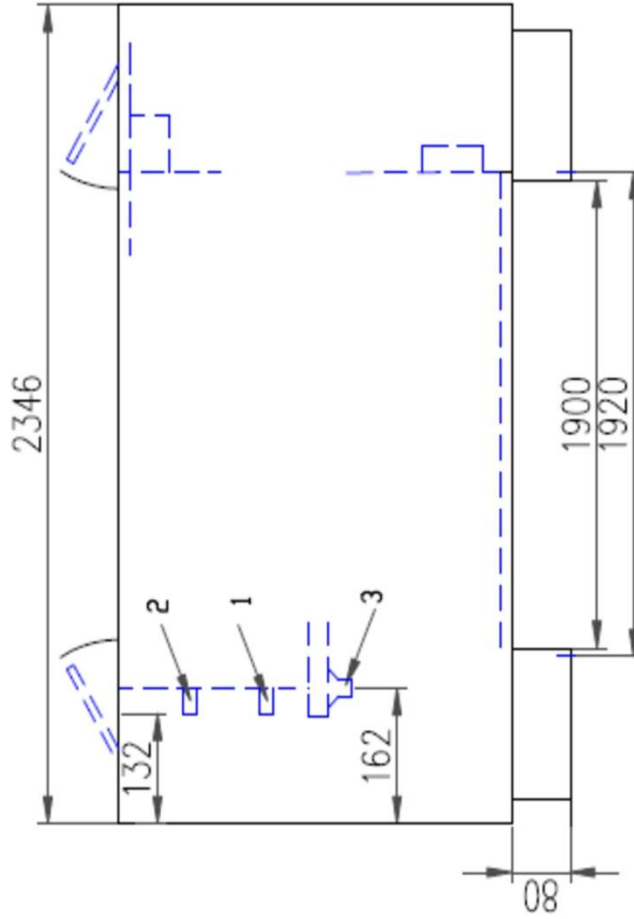
1. Cooling: Air on temp. DB/WB 27°C/19.5°C, Water in/out temp.7°C/12°C.
2. Heating: Air on temp. 21°C DB . Water in temp. 60°C.

SPECIFICATION

- **Forward curved centrifugal fan**
- **Single phase motor & direct drive**
- **Coils: Copper tube & Aluminum fins**
- **Galvanised sheet casing**
- **A3 steel sheet painting drip-tray**
- **Capacitance type motor**

Floor Exposed

FCU140

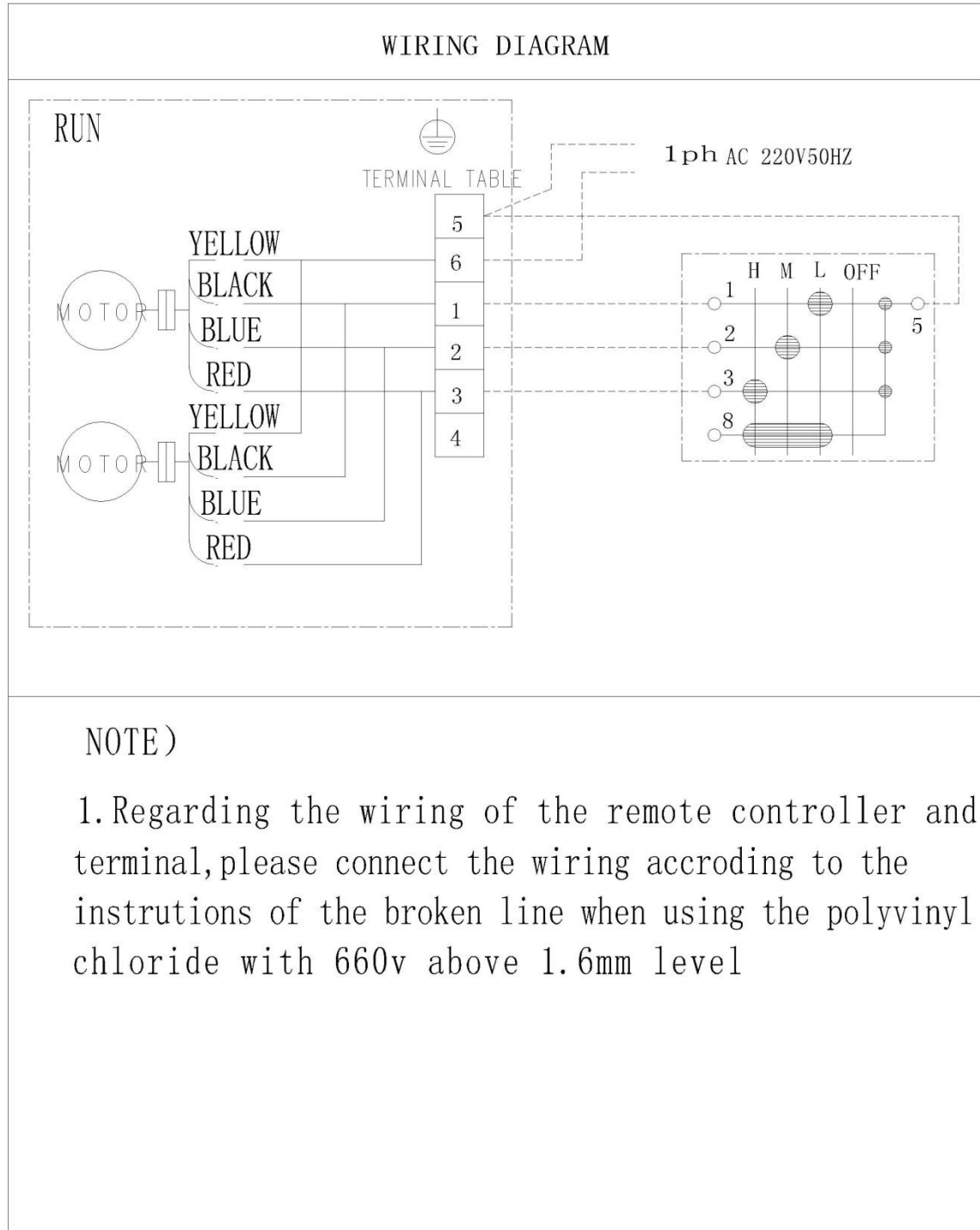


- 1. Water Inlet 3/4 FPT
- 2. Water Outlet 3/4 FPT
- 3. Condensation 3/4 MPT

DRAWN BY:	DATE: 28/09/10/12	
APPROVED Q.A.:	APPROVED ENG.:	TITLE: Water Cooled Fan Coil Unit FCU TYPE
MODEL: FCU140 ML	DRAWING NO.:	ISSUE:
	SCALE:	SHEET 1 OF 1
		SHEET SIZE: A4

FAN COIL UNIT

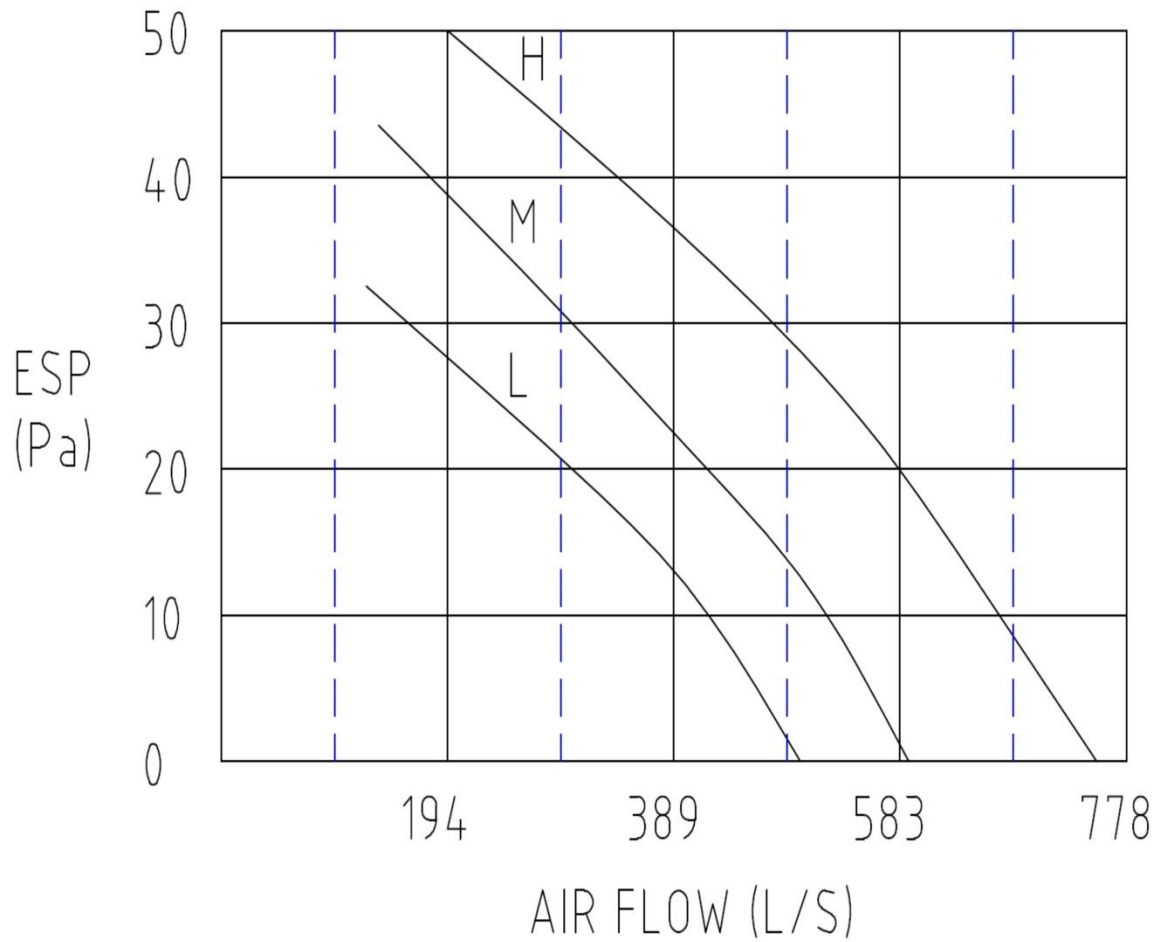
Floor Exposed FCU140



FAN COIL UNIT

*Floor Exposed
FCU140*

FAN CURVE



FAN COIL UNIT

Floor Exposed FCU140

NOISE CURVE

