Packaged Air Handling Unit
LSFP Series
LSFP210

Model Number Configuration

LSFP210-LI-4+1 :	4 + 1 Row: Vertical Model: Horizontal air discharge
LSFP210-LII-4+1 :	4 + 1 Row: Vertical Model: Vertical air discharge
LSFP210-ALI-4+1:	4 + 1 Row: Vertical Model: Horizontal air discharge with fan turn 180°
LSFP210-ALII-4+1:	4 + 1 Row: Vertical Model: Vertical air discharge with fan turn 180°
LSFP210-LI-6+1 :	6 + 1 Row: Vertical Model: Horizontal air discharge
LSFP210-LII-6+1 :	6 + 1 Row: Vertical Model: Vertical air discharge
LSFP210-ALI-6+1:	6 + 1 Row: Vertical Model: Horizontal air discharge with fan turn 180°
LSFP210-ALII-6+1:	6 + 1 Row: Vertical Model: Vertical air discharge with fan turn 180°

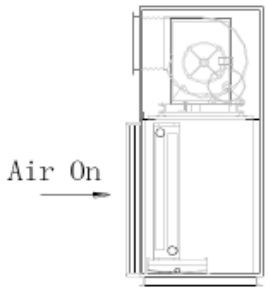

LI
Vertical Model with Horizontal air discharge

ALI
Vertical Model with fan turn 180° and Horizontal air discharge

LII
Vertical Model with Vertical air discharge

ALII
Vertical Model with fan turn 180° and Vertical air discharge

Packaged Air Handling Unit *Vertical Model LSFP210*

PERFORMANCE DATA

RETURN AIR

Model	Row	Air Flow	4 Rows Cooling				1 Row Heating			External Excess Pressure			Motor Power			Unit Weight	
			Total	Sensible	Water Flow	Water Resistance	Rated Heating	Water Flow	Water Resistance	I	II	III	I	II	III	Horizontal	Vertical
		l/s	kW	kW	l/s	kPa	kW	l/s	kPa	Pa	Pa	Pa	kW	kW	kW	kg	kg
LSFP210-4+1	4+1	5833	116.3	84.0	5.6	24.9	62.4	1.5	21.8	300	400	500	7.5	7.5	11	555	575
LSPF210-6+1	6+1	5833	146.7	100.8	7.0	18.4	62.4	1.5	21.8	300	400	500	7.5	11	11	658	670

Notes for Return Air:

1. Cooling: The water in/out temp.is 7°C/12°C; the air in temp. is 27°C DB / 19.5°C WB
2. Heating: The water in/out temp. is 60°C/50°C; the air in temp. is 21°C DB.
3. The motor power offered is the motor output power.
4. The above performance is for reference only. Different air and water conditions would lead to different cooling capacity.

SPECIFICATION

- **Coil:**
  LSFP010L-LSFP 120L : φ 9.52mm, copper tube, aluminum fins
  LSFP135L-LSFP 300L: φ 12.7mm, copper tube, aluminum fins
- **Fan and motor:**
  LSFP 010L-LSFP 025L: direct driven, forward curved centrifugal fan
  LSFP 030L-LSFP 300L: belt driven, forward curved centrifugal fan
- **Filter: 15mm panel filter**
- **Cabinet: 25mm thick double skinned panel**
- **Drip-tray: powder painting steel sheet**

Packaged Air Handling Unit - Vertical Model LSFP210

Diagrams of: LSFP 210LI

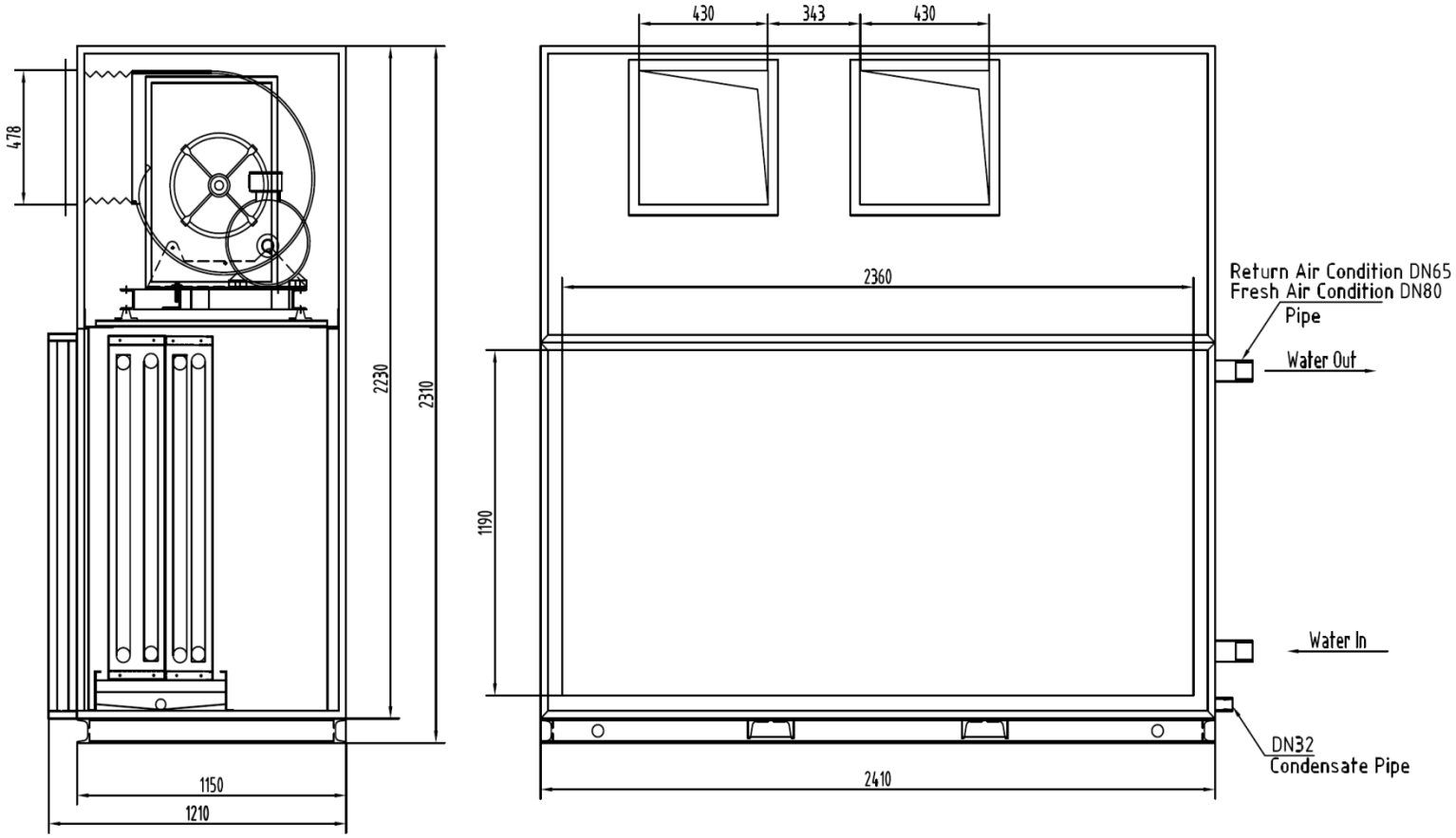

Air Flow l/s.	5833					
External Overbottom Pressure Pa	300		400		500	
Coil Rows:Cooling+Heating	4+1	6+1	4+1	6+1	4+1	6+1
Fan Model(Drive Type)	KOFTS18-ISK(Belt Drive)					
Fan Speed r/min	779	812	847	878	910	940
Motor Pulley	SPB125-3	SPB125-3	SPB125-3	SPB140-3	SPB140-3	SPB140-3
Fan pulley	SPB224-3	SPB224-3	SPB212-3	SPB236-3	SPB224-3	SPB212-3
Belt Model/Quantity	SPB1320/3	SPB1320/3	SPB1320/3	SPB1400/3	SPB1400/3	SPB1400/3
Motor Power-Pole	7.5KW-4	7.5KW-4	7.5KW-4	11KW-4	11KW-4	11KW-4
A FLA	14.3A	14.3A	14.3A	20.6A	20.6A	20.6A
Voltage	415V/3Ph/50HZ					
Coil Diameter mm/Fins:Length×Width mm	ø12.7/2130×1080					
Filter:Length×Width×Thickness mm/quantity	589×589×15/8					

Note:The unit shown is of right hand type.

DRAWN BY: GUO JINGPENG	DATE: 24/04/2010	DUNNAIR
APPROVED Q.A.: WU MEIJUN	APPROVED ENG.: ZHANG JINGFEI	TITLE:Water Cooled Fan Coil Unit LSFP TYPE
MODEL: LSFP 210LI	DRAWING NO.: 01	ISSUE: 01 / SHEET SIZE: A4

DUNNAIR (Aust) Pty Ltd

Mar 2011

Packaged Air Handling Unit - Vertical Model LSFP210

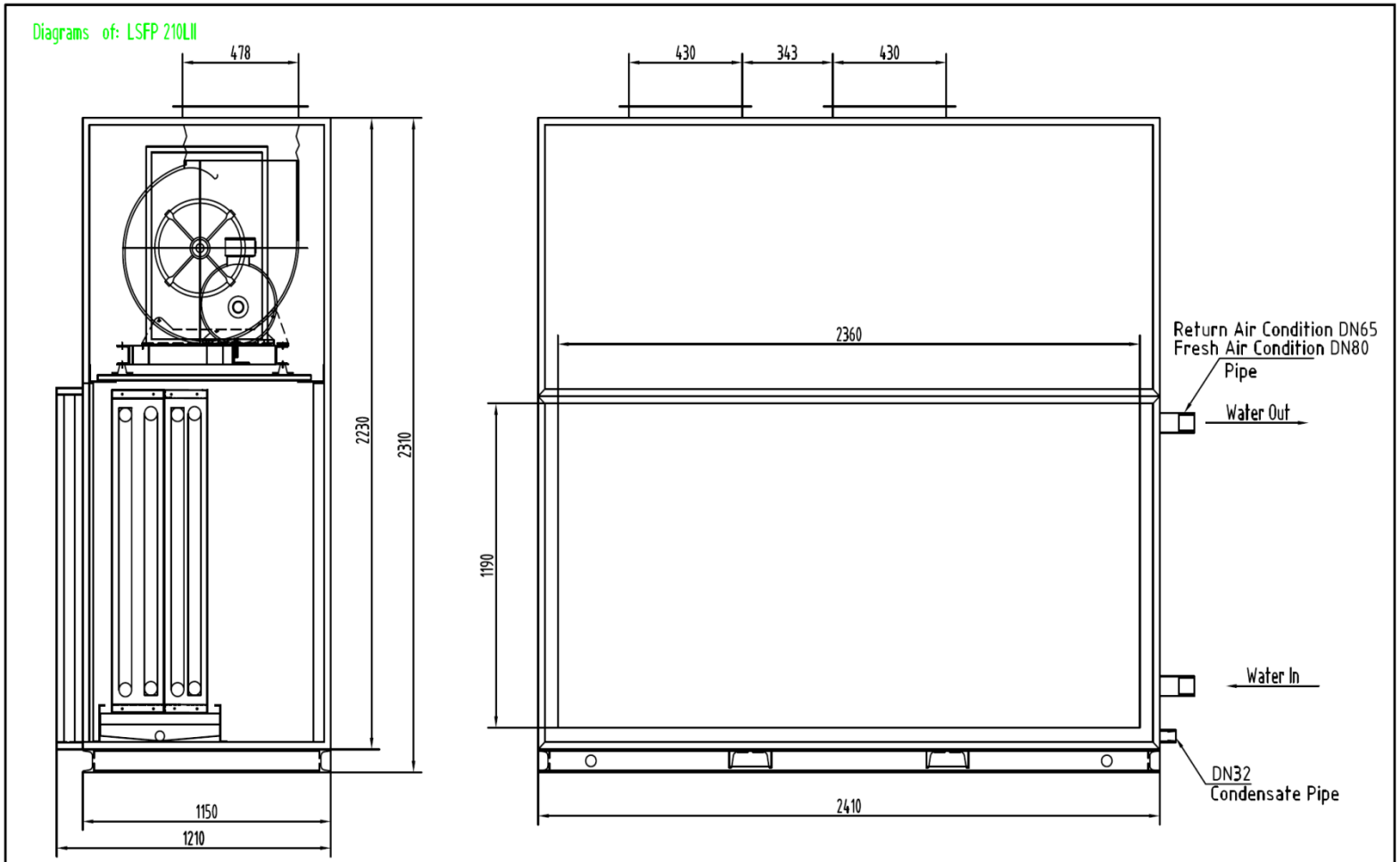

Air Flow l/s.	5833					
External Overbotton Pressure Pa	300		400		500	
Coil Rows(Cooling+Heating)	4+1	6+1	4+1	6+1	4+1	6+1
Fan Model(Drive Type)	KDFTS18-ERI(Belt Drive)					
Fan Speed r/min	779	812	847	878	910	940
Motor Pulley	SPB125-3	SPB125-3	SPB125-3	SPB140-3	SPB160-3	SPB140-3
Fan pulley	SPB224-3	SPB224-3	SPB212-3	SPB236-3	SPB224-3	SPB212-3
Belt Model/Quantity	SPB1320/3	SPB1320/3	SPB1320/3	SPB1400/3	SPB1400/3	SPB1400/3
Motor Power-Pole	7.5KW-4	7.5KW-4	7.5KW-4	11KW-4	11KW-4	11KW-4
A FLA	14.3A	14.3A	14.3A	20.6A	20.6A	20.6A
Voltage	415V/3Ph/50HZ					
Coil Diameter mm/Fins:Length×Width mm	Φ12.7/2130×1080					
Filter:Length×Width×Thickness mm/quantity	589×589×15/8					

Note:The unit shown is of right hand type.

DRAWN BY: GUO JINGPENG	DATE: 24/04/2010	DUNNAIR
APPROVED Q.A.: WU MEIJUN	APPROVED ENG.: ZHANG JINGFEI	TITLE:Water Cooled Fan Coil Unit LSFP TYPE
MODEL: LSFP 210LII	DRAWING NO.: 01	ISSUE: 01 / SHEET SIZE: A4

Packaged Air Handling Unit - Vertical Model LSFP210

DUNNAIR (Aust) Pty Ltd

Diagrams of: LSFP 210ALII

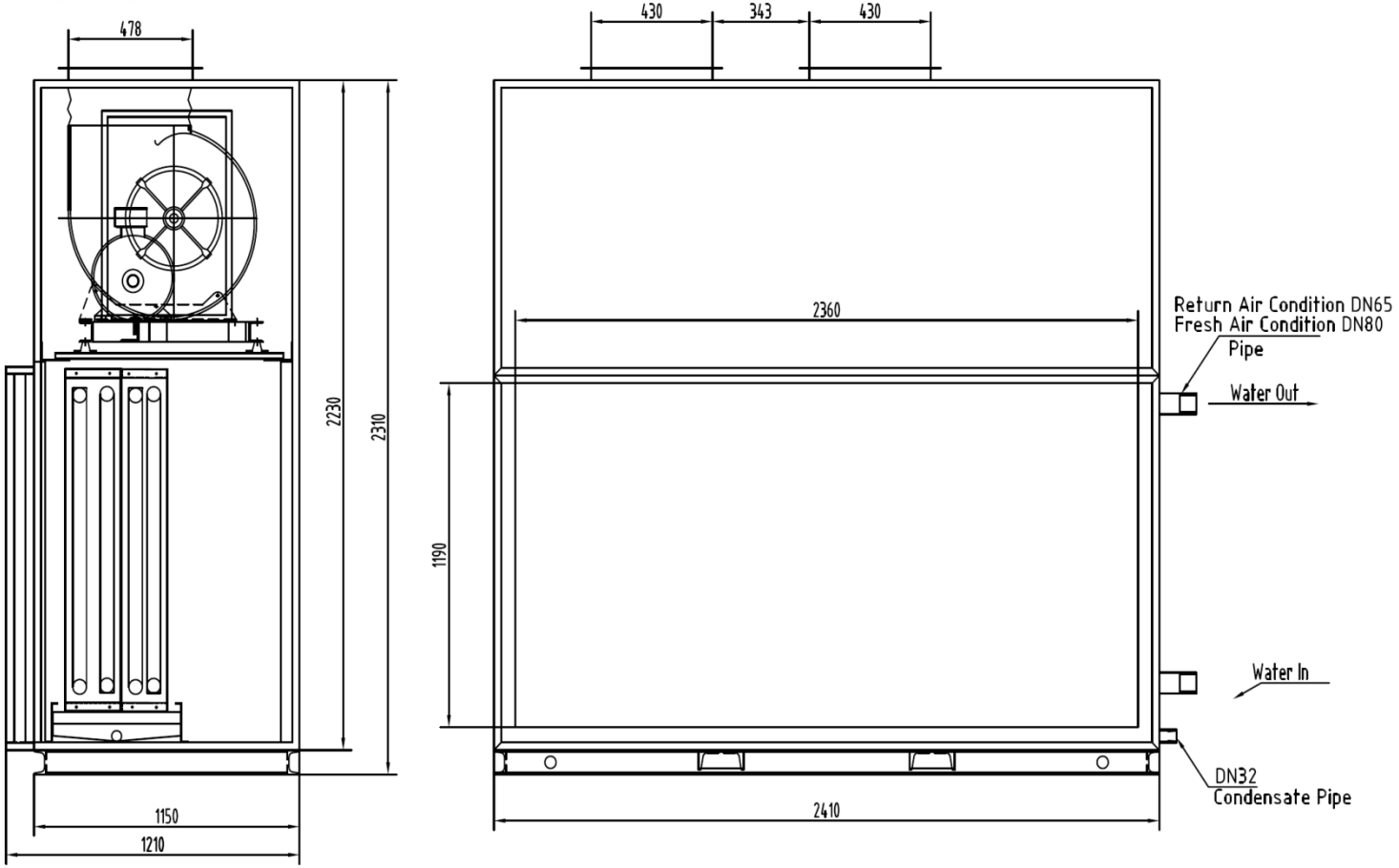

Air Flow l/s.	5833					
External Overbottom Pressure Pa	300		400		500	
Coil Rows(cooling+heating)	4+1	6+1	4+1	6+1	4+1	6+1
Fan Model(Drive Type)	KDFTS18-ISK(Belt Drive)					
Fan Speed r/min	779	812	847	878	910	940
Motor Pulley	SPB125-3	SPB125-3	SPB125-3	SPB140-3	SPB140-3	SPB140-3
Fan pulley	SPB224-3	SPB224-3	SPB212-3	SPB236-3	SPB224-3	SPB212-3
Belt Model/Quantity	SPB1320/3	SPB1320/3	SPB1320/3	SPB1400/3	SPB1400/3	SPB1400/3
Motor Power-Pole	7.5KW-4	7.5KW-4	7.5KW-4	11KW-4	11KW-4	11KW-4
A FLA	14.3A	14.3A	14.3A	20.6A	20.6A	20.6A
Voltage	415V/3Ph/50HZ					
Coil Diameter mm/Fins.Length-Width mm	φ12.7/2150×1080					
Filter.Length-Width-Thickness mm/quantity	589×589×15/8					

Note:The unit shown is of right hand type.

DRAWN BY: GUO JINGPENG	DATE: 24/04/2010	DUNNAIR
APPROVED Q.A.: WU MEIJUN	APPROVED ENG.: ZHANG JINGFEI	TITLE:Water Cooled Fan Coil Unit LSFP TYPE
MODEL: LSFP 210ALII	DRAWING NO.: 01	ISSUE: 01 / SHEET SIZE: A4

Mar 2011

Packaged Air Handling Unit - Vertical Model LSFP210

DUNNAIR (Aust) Pty Ltd

Diagrams of: LSFP 210ALI

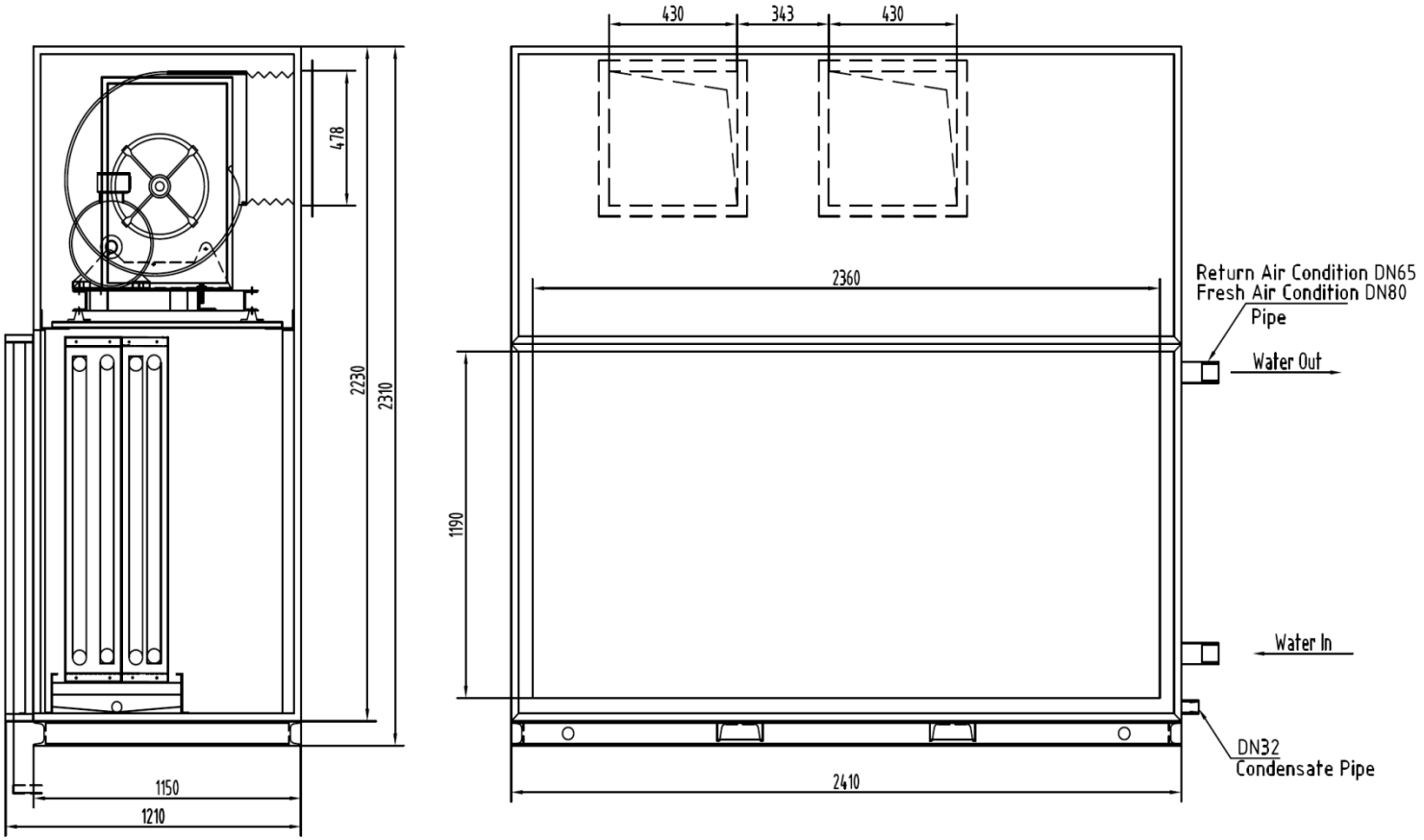

Air Flow l/s.	5833					
External Overbottom Pressure Pa	300		400		500	
Coil Rows:Cooling-Heating	4+1	6+1	4+1	6+1	4+1	6+1
Fan Model(Drive Type)	KOFTS18-ERK(Belt Drive)					
Fan Speed r/min	779	812	847	878	910	940
Motor Pulley	SPB125-3	SPB125-3	SPB125-3	SPB140-3	SPB140-3	SPB140-3
Fan pulley	SPB224-3	SPB224-3	SPB212-3	SPB236-3	SPB224-3	SPB212-3
Belt Model/Quantity	SPB1320/3	SPB1320/3	SPB1320/3	SPB1400/3	SPB1400/3	SPB1400/3
Motor Power-Pole	7.5KW-4	7.5KW-4	7.5KW-4	11KW-4	11KW-4	11KW-4
A FLA	14.3A	14.3A	14.3A	20.6A	20.6A	20.6A
Voltage	415V/3Ph/50HZ					
Coil Diameter mm/Fins:Length×Width mm	Φ12.7/2190×1080					
Filter:Length×Width×Thickness mm/quantity	589×589×15/8					

Note:The unit shown is of right hand type.

DRAWN BY: GUO JINGPENG	DATE: 24/04/2010	DUNNAIR		
APPROVED Q.A.: WU MEIJUN	APPROVED ENG.: ZHANG JINGFEI	TITLE:Water Cooled Fan Coil Unit LSFP TYPE		
MODEL: LSFP 210ALI		DRAWING NO.: 01	ISSUE: 01	SHEET SIZE: A4

Packaged Air Handling Unit -Horizontal Model LSFP210

Direct starting type (motor power < 15KW)

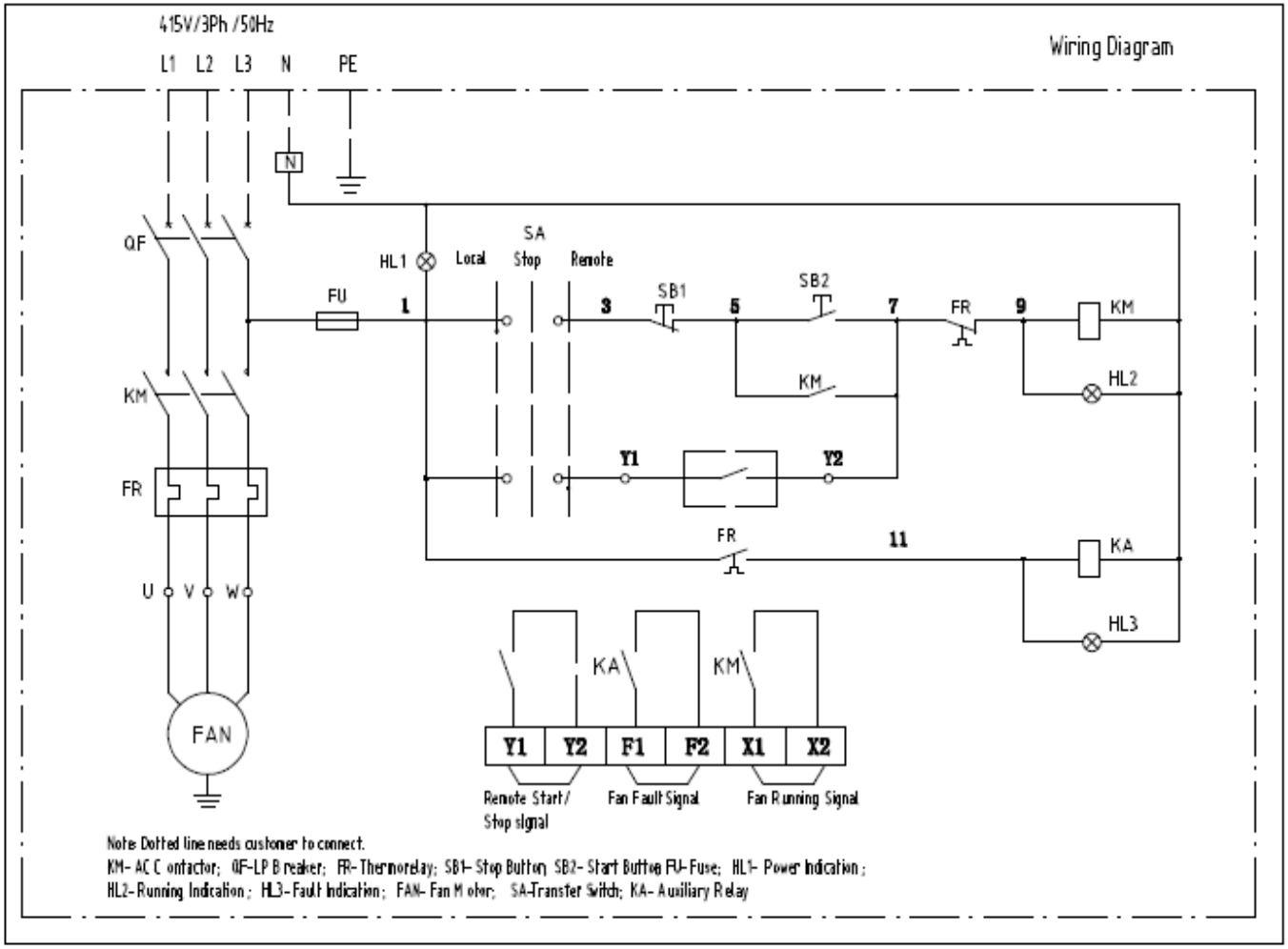

Note: Dotted line needs customer to connect.
KM- AC Contactor; QF-LP Breaker; FR- Thermorelay; SB1- Stop Button; SB2- Start Button; FU- Fuse; HL1- Power Indication;
HL2- Running Indication; HL3- Fault Indication; FAN- Fan Motor; SA-Transfer Switch; KA- Auxiliary Relay

DRAWN BY: GUO JINGPENG	DATE: 18/11/2009	DUNNAIR
APPROVED Q.A: WU HELUN	APPROVED ENG: ZHANG JINGFEI	TITLE: Water Cooled Fan Coil Unit LSFP TYPE
MODEL: LSFP010-300	DRAWING NO.: 01	ISSUE: 01 / SHEET SIZE: A4

Packaged Air Handling Unit *Vertical Model LSFP210*

FAN CURVE

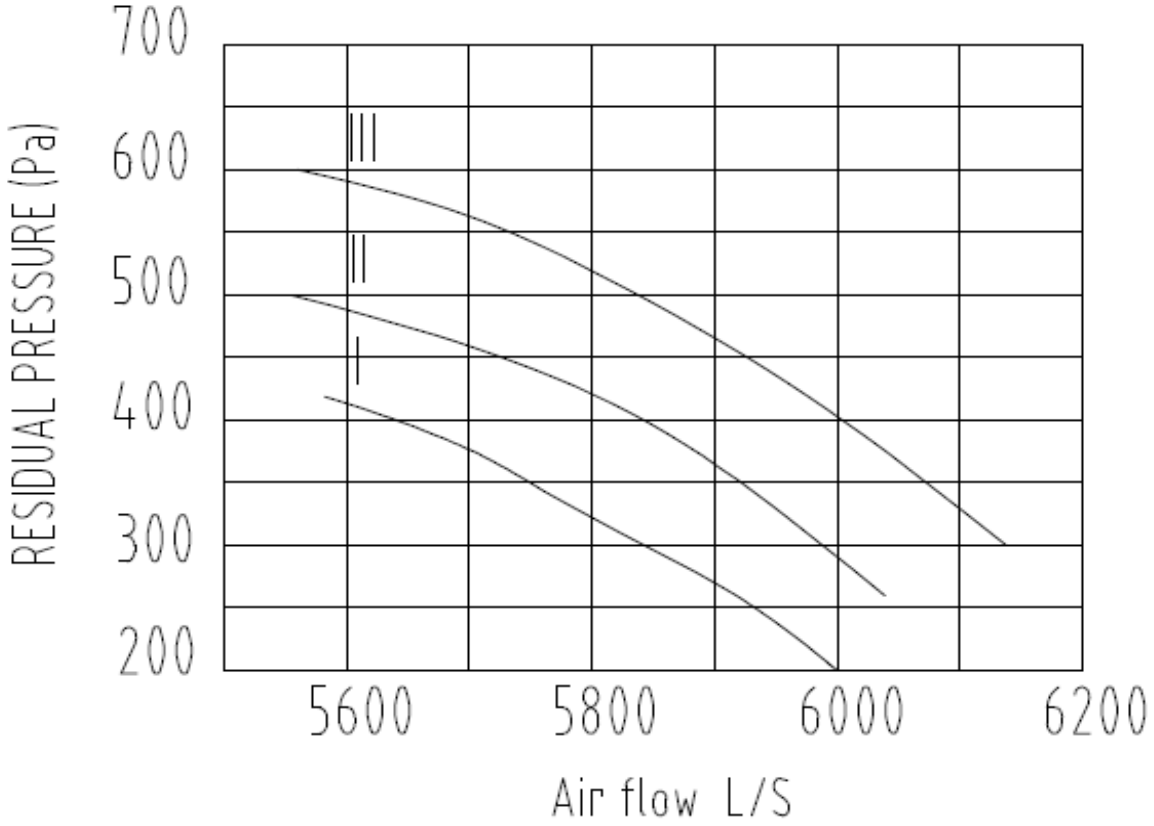

DRAWN BY: GUO JINGPENG	DATE: 10/11/2009	DUNNAIR		
APPROVED Q.A.: WU MEIJUN	APPROVED ENG: ZHANG JINGFEI	TITLE: Water Cooled Fan Coil Unit LSFP TYPE		
MODEL: LSFP210L		DRAWING NO.: 01	ISSUE: 01	SHEET SIZE: A4

Packaged Air Handling Unit *Vertical Model LSFP210*

NOISE CURVE

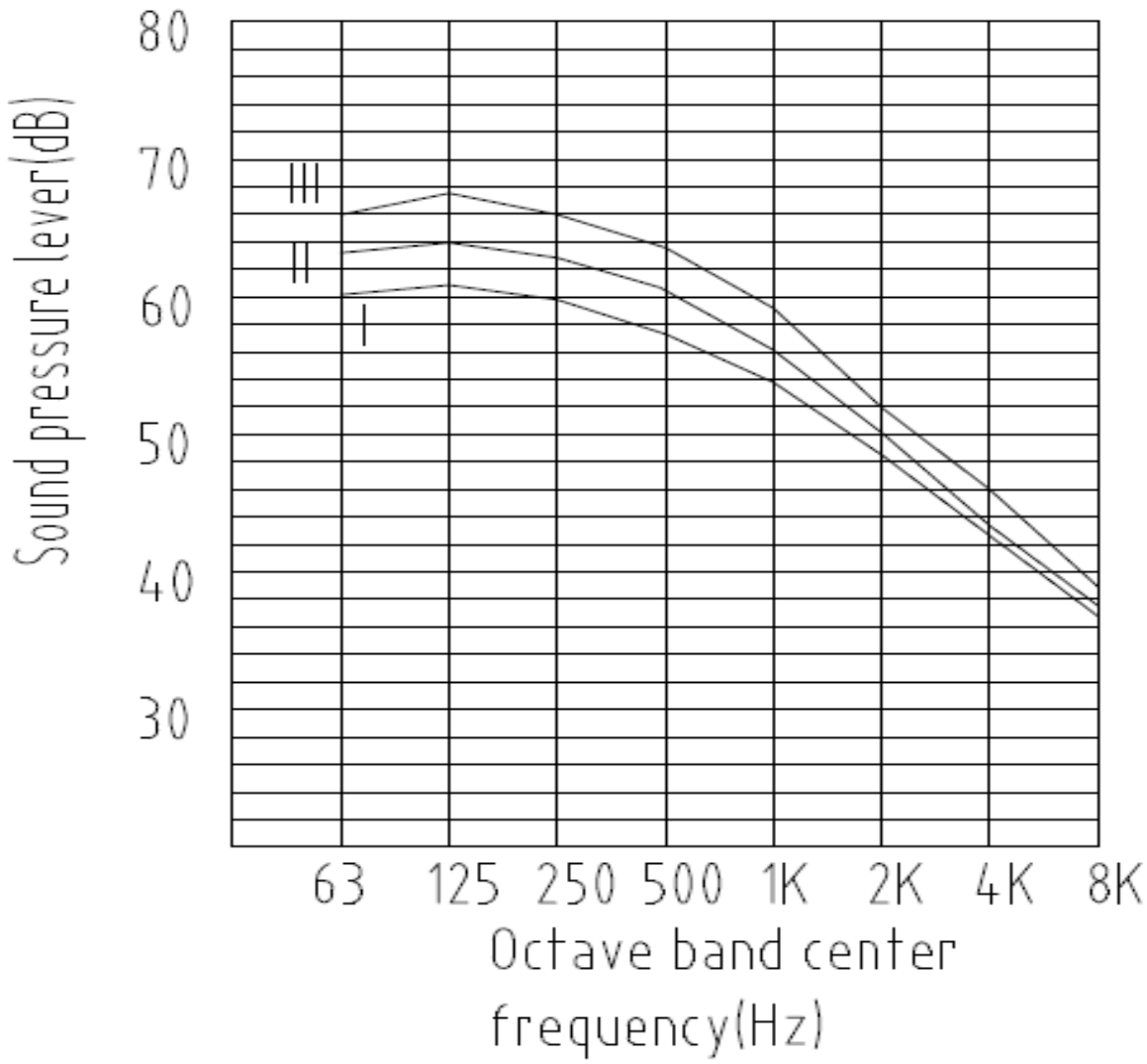

DRAWN BY: GUO JINGPENG	DATE: 10/11/2009	DUNNAIR
APPROVED Q.A.: WU MEIJUN	APPROVED ENG: ZHANG JINGFEI	TITLE: Water Cooled Fan Coil Unit LSFP TYPE
MODEL: LSFP210L	DRAWING NO.: 01	ISSUE: 01 / SHEET SIZE: A4