

Fan Coil Unit

Floor Exposed

FCU70

Model Number Configuration

FCU70-ML-2 : 2 Row Floor Exposed
 FCU70-ML-3 : 3 Row Floor Exposed

PERFORMANCE DATA

RETURN AIR

Model	Row	Air Flow			Rated Cooling Capacity	Rated heating Capacity	Water Flow	Water Resistance	Noise	Input Power	Weight
		L/S									
		H	M	L							
FCU70-2	2	331	256	197	6.16	9.19	0.29	25	45	123	33.5
FCU70-3	3	331	256	197	6.5	9.9	0.31	26	45	123	35

Notes for Return Air:

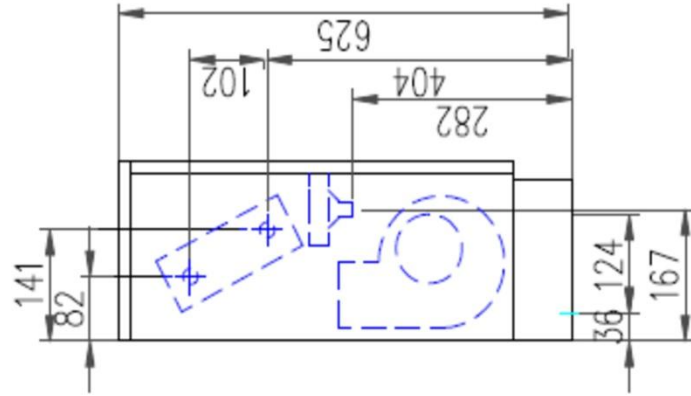
1. Cooling: Air on temp. DB/WB 27°C/19.5°C, Water in/out temp.7°C/12°C.
2. Heating: Air on temp. 21°C DB . Water in temp. 60°C.

SPECIFICATION

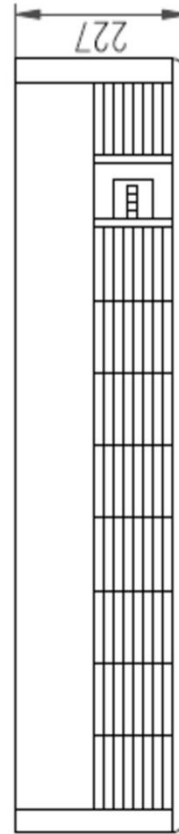
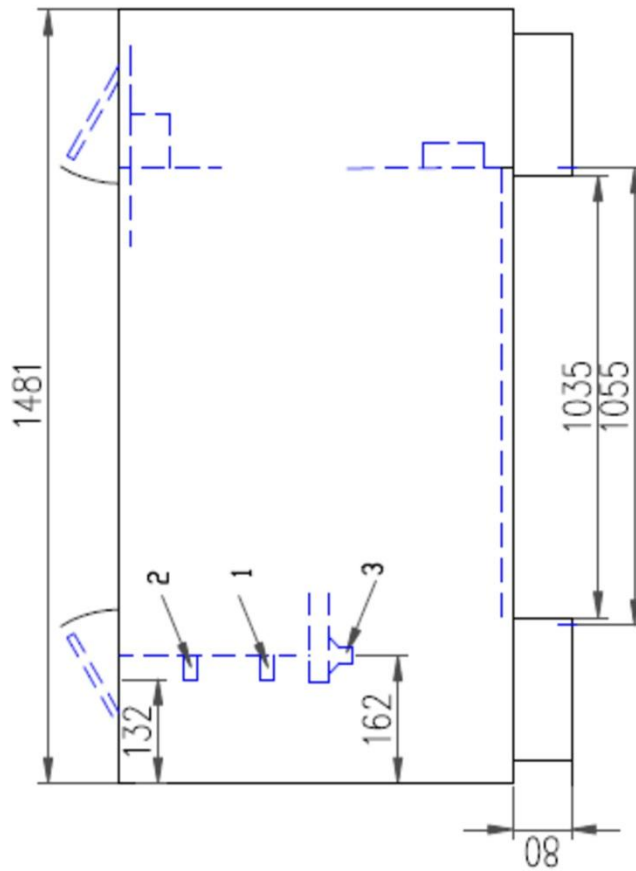
- **Forward curved centrifugal fan**
- **Single phase motor & direct drive**
- **Coils: Copper tube & Aluminum fins**
- **Galvanised sheet casing**
- **A3 steel sheet painting drip-tray**
- **Capacitance type motor**

Floor Exposed

FCU70



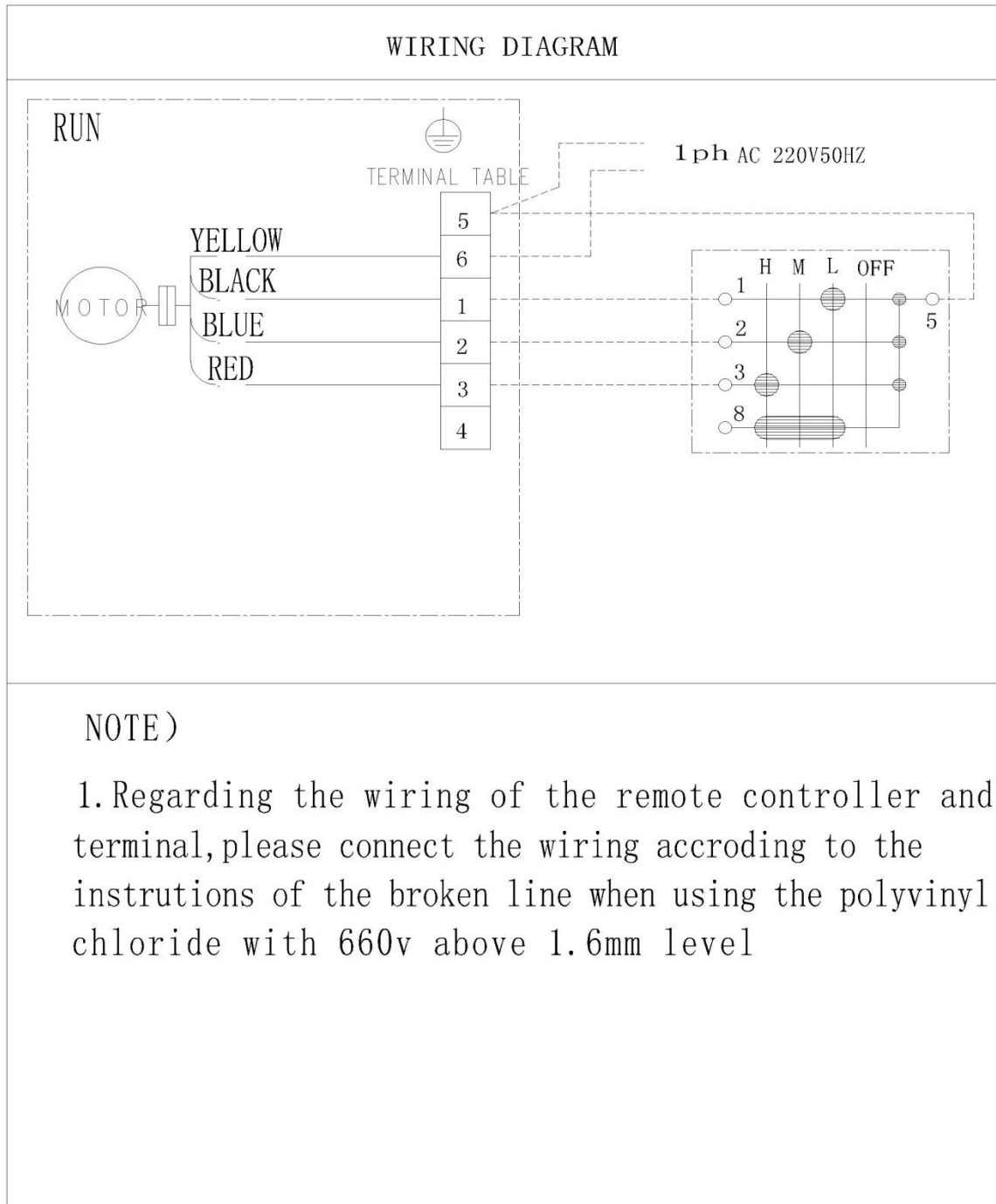
- 1. Water Inlet 3/4 FPT
- 2. Water Outlet 3/4 FPT
- 3. Condensation 3/4 MPPT



DRAWN BY:	DATE: 2009/10/12	
APPROVED Q.A.:	APPROVED ENG.:	TITLE: Water-Cooled Fan Coil Unit
MODEL:	FCU70ML	FCU TYPE
	DRAWING NO.:	ISSUE:
	SCALE:	SHEET 1 OF 1
		SHEET SIZE: A4

FAN COIL UNIT

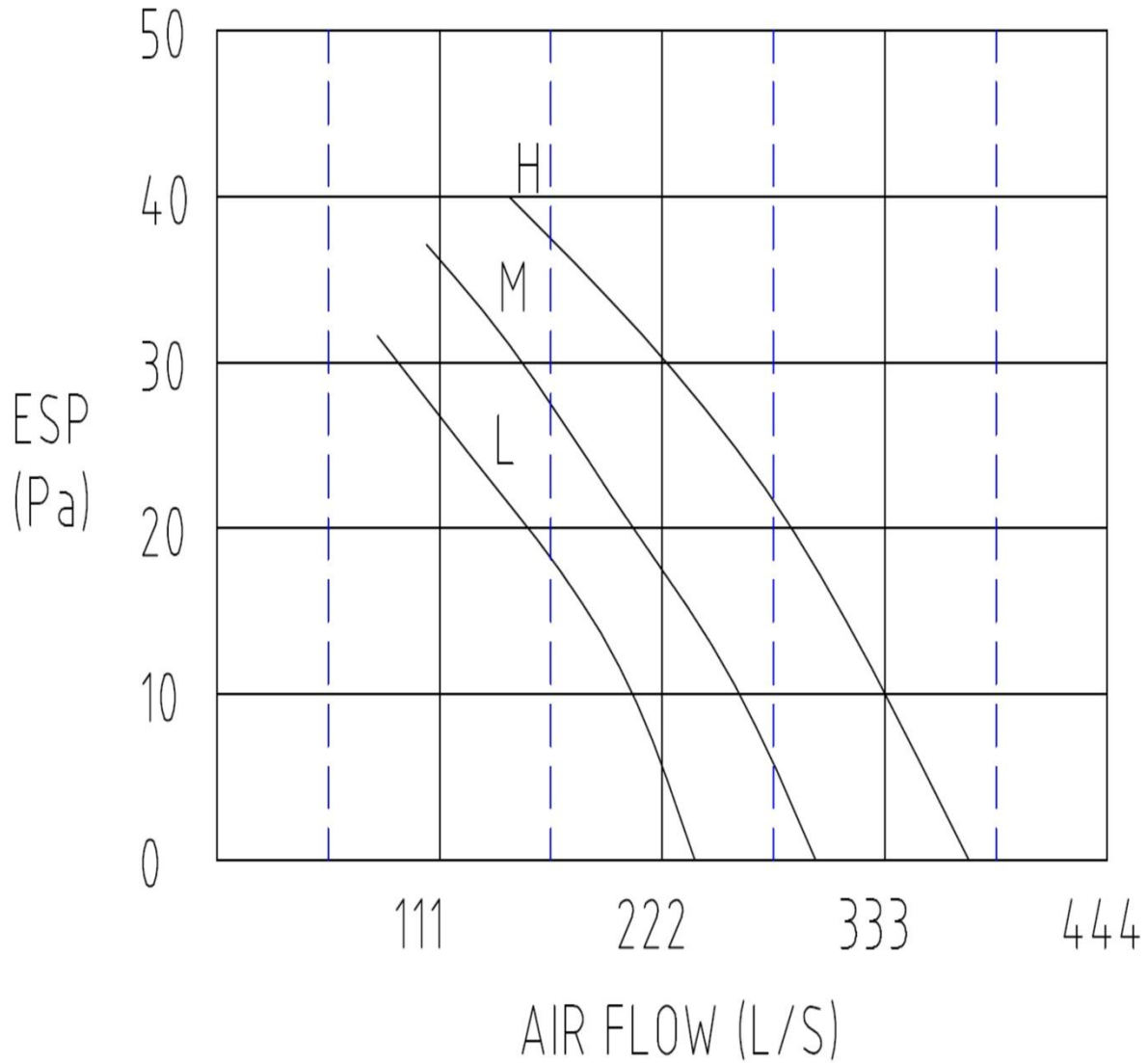
Floor Exposed FCU70



FAN COIL UNIT

*Floor Exposed
FCU70*

FAN CURVE



FAN COIL UNIT

Floor Exposed FCU70

NOISE CURVE

